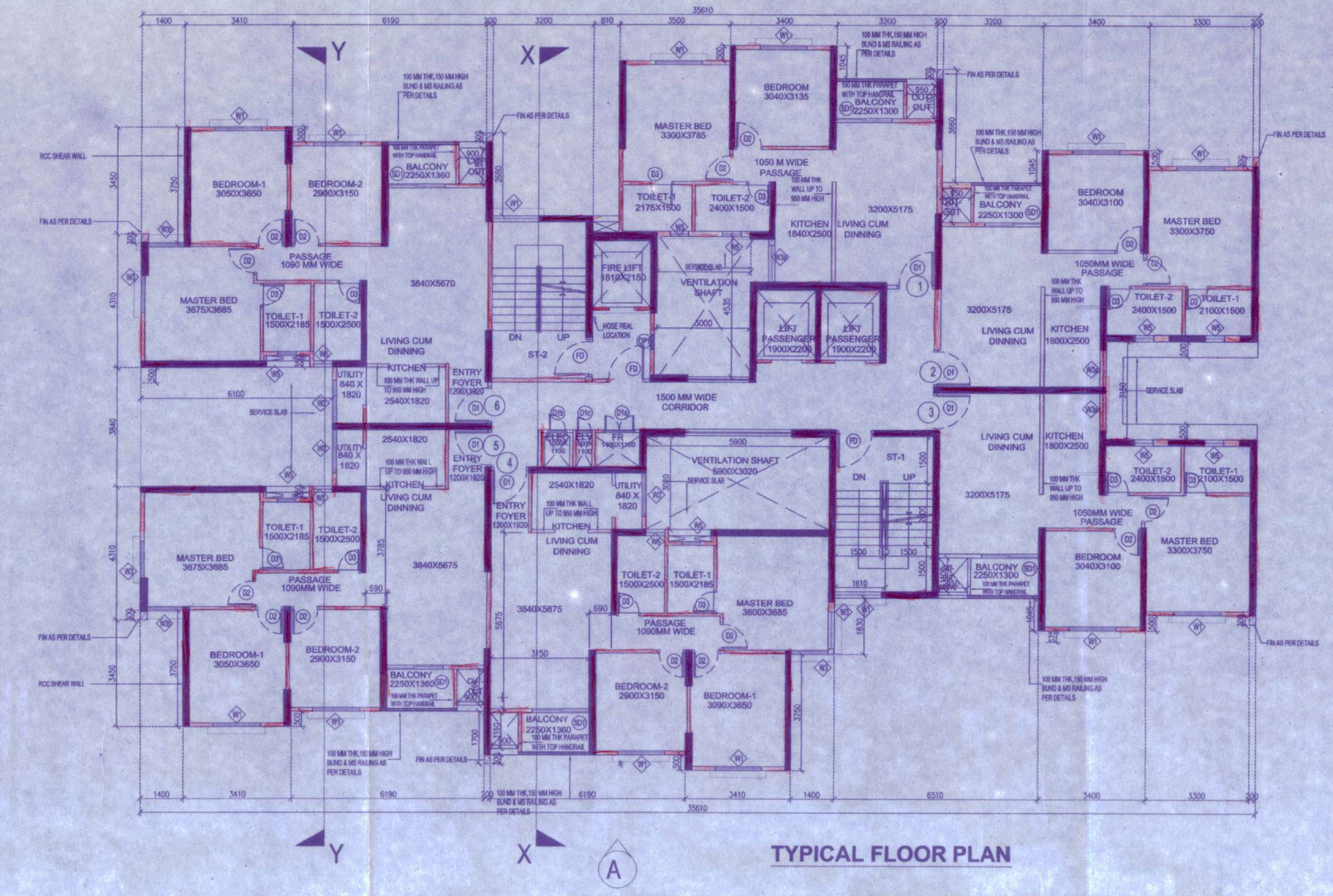

TYPICAL FLOOR PLAN

(1ST TO 7TH, 9TH TO 12TH, 14TH TO 17TH, 19TH TO 20TH FLOOR)

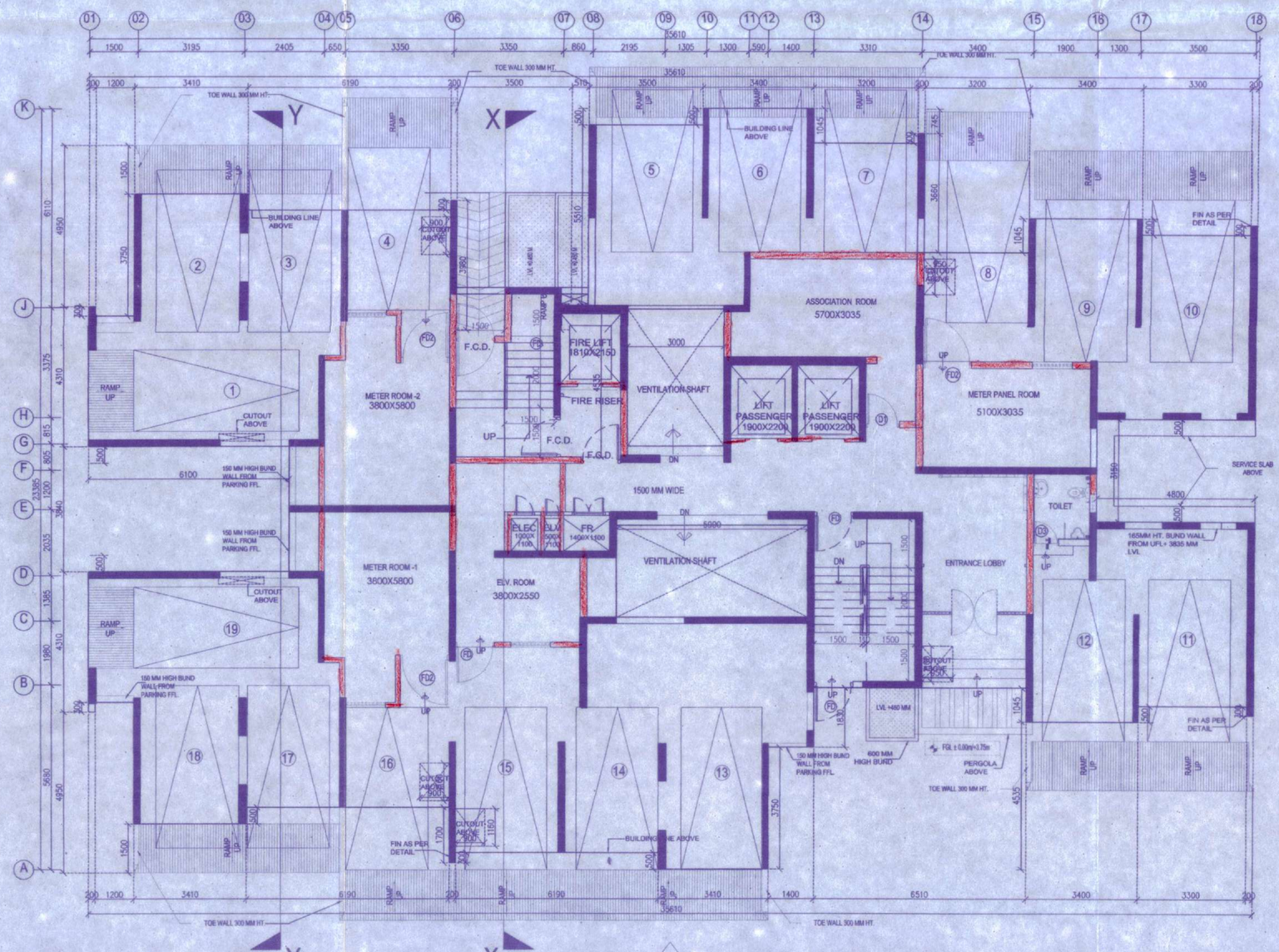

STILT FLOOR PLAN

2BHK DOOR & WINDOW SCHEDULE

SCHEDULE OF OPENINGS

DOOR SCHEDULE

S.NO	TYPE	WIDTH	HEIGHT	CILL LVL	LINTEL HT	REMARKS
1.	D1	1200	2100	+50	+2150	LIVING, MAIN ENTRANCE, ASSOCIATION
2.	D1a	1000	1500	+650	+2150	F.H.C. SHAFT DOOR
3.	D1b	800	1900	+650	+2150	ELEC/M.V / L.V SHAFT DOOR
4.	D1c	800	1500	+650	+2150	L.V SHAFT DOOR
5.	D2	900	2100	+50	+2150	BED RM, CHILDRENS & MASTER BED
6.	D3	750	2100	+50	+2150	TOILET DOOR
7.	SD1	1800	2100	+50	+2150	BALCONY DOOR
8.	FD	1200	2100	+50	+2150	STAIRCASE, LMFL ELV. RM.
9.	FD1	1200	2100	+50	+2150	TERRACE
10.	FD2	1500	2100	+50	+2150	METER RM

OPENING SCHEDULE

S.NO	TYPE	WIDTH	HEIGHT	CILL LVL	LINTEL HT	REMARKS
1.	OP1	900	600	+1950	+2450	LIFT LOBBY

WINDOW SCHEDULE

S.NO	TYPE	WIDTH	HEIGHT	CILL LVL	LINTEL HT	REMARKS
1.	W1	1060	1200	+950	+2150	STAIRCASE, BEDROOM
2.	W2	1450	1200	+950	+2150	KITCHEN & UTILITY
3.	W3	1200	1200	+950	+2150	MASTER BED, METER, ASSOC. RM.
4.	W3a	1200	1200	+1250	BOB	KITCHEN
5.	W3b	1179	1200	+950	+2150	MASTER BED,
6.	W5	600	900	+1250	+2150	BATH, WC

PROJECT :

PROPOSED G+20 RESIDENTIAL BUILDING (TOWERS T4A AND T6A) WITHIN PROPOSED AFFORDABLE HOUSING PROJECT AT PLOT R2B OF KWIC , HOWRAH

GENERAL NOTES:

1. ALL DIMENSIONS IN MILLIMETERS AND LEVELS ARE IN METER UNLESS OTHERWISE SPECIFIED.
2. ALL DIMENSIONS ARE TO BE CHECKED AND CO-RELATED WITH THE RELEVANT ARCHITECTURAL, STRUCTURAL AND SERVICES DRAWINGS AND ANY AMBIGUITY, DISCREPANCY OR OMISSION SHALL BE BROUGHT IN TO NOTICE OF ARCHITECT.
3. DO NOT SCALE THE DRAWING, WRITTEN DIMENSION TO BE FOLLOWED.
4. THIS DRAWING TO BE READ IN CONJUNCTION WITH THE RELEVANT SERVICES AND STRUCTURAL DRAWINGS.

KEY PLAN:

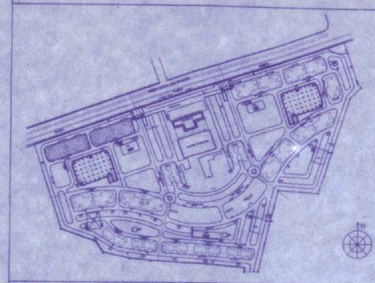

ABBREVIATIONS

FFL	FINISHED FLOOR LEVEL
FGL	FINISHED GROUND LEVEL
FRL	FINISHED ROAD LEVEL
FPL	FINISHED PAVING LEVEL
UFL	UNFINISHED LEVEL

AREA STATEMENT

TOWER T6A	
GROUND FLOOR	**559.55**
TYPICAL FLOOR (1ST TO 20TH)	**10675.40**
CAR PARKING EXEMPTION	**380**
AREA IN FAR	10854.95
TOTAL FOR 1 BLOCK	10854.95

DESIGN BUILD

\\server\Projects\Embedded.jpg

SHAPOORJI PALLONJI & CO. PVT. LTD.
DESIGN & BUILD DIVISION
Contractor Building, 1st Floor,
Ramjibhai Kamani Marg, Ballard Estate
Mumbai - 400 038.
Tel/Fax: +91-22-66233500/533

THIS DRAWING IS THE PROPERTY OF SHAPOORJI PALLONJI & CO. PVT. LTD. (DESIGN & BUILD) IT SHALL NOT BE COPIED, REPRODUCED OR TRANSFERRED IN ANY MANNER EITHER IN PART OR FULL WHATSO-EVER & SHALL BE USED ONLY FOR THE JOB ISSUED FOR.

DESIGN ASSOCIATE (ARCH, STR & MEP)

DESIGN CENTRE
SHAPOORJI PALLONJI ENGINEERING & CONSTRUCTION

SIGNATURE OF OWNER

THE STRUCTURAL DESIGN & DRAWINGS OF BOTH FOUNDATION & SUPERSTRUCTURE OF THE BUILDING HAS BEEN MADE BY ME CONSIDERING ALL POSSIBLE LOADS INCLUDING THE SEISMIC LOAD AS PER THE NATIONAL BUILDING CODE OF INDIA. I CERTIFIED THAT IT IS SAFE AND STABLE IN ALL RESPECT.

SUHAS GAWARE, STR. LIC NO. 50-1/6, PUNE, STRUCTURAL CONSULTANT

SIGNATURE OF STRUCTURAL ENGINEER

REGISTERED VALUER, GOVT. OF INDIA, REGISTRATION No. CAT-I/IBBI/RV/07/2019/11415

SIGNATURE OF STRUCTURAL REVIEWER

CERTIFIED THAT THE FOUNDATION AND SUPERSTRUCTURE OF BUILDING PROPOSED FOR CONSTRUCTION HAVE BEEN PERSONALLY INSPECTED AND SOIL CONDITION HAS BEEN CHECKED BY ME THAT WILL MAKE SUCH FOUNDATION AND SUPERSTRUCTURE SAFE IN ALL RESPECT INCLUDING THE CONSIDERATION OF BEARING CAPACITY AND SETTLEMENT OF SOIL AND OTHER CONDITIONS, IF ANY, CONFORMED TO ALL PROVISIONS OF ALL RELEVANT B. CODE OF PRACTICE AND NATIONAL BUILDING CODE.

JISHNU PAL
B.Tech (Civil), M.E (Geo-tech)
KMC Reg No: G.T/1/32
GTER/NKDA/10/0043
22/RJISON/G-T-I/2016-17

SIGNATURE OF GEO-TECHNICAL ENGINEER

THE PLOT HAS BEEN INSPECTED BY ME AND ON THAT BASIS I DO CERTIFY WITH FULL RESPONSIBILITY THAT THE PROPOSED BUILDING PLAN HAS BEEN DRAWN AS PER PROVISION OF K.M.D.A. DEVELOPMENT CONTROL REGULATIONS & BUILDING BYE LAWS FOR KOLKATA WEST INTERNATIONAL CITY.

ARKAMU BHATTACHARYYA
Registered Architect
Council of Architecture
Regn. No. CA/92/15324

SIGNATURE OF ARCHITECT

CLIENT:

KOLKATA WEST
INTERNATIONAL CITY
SALAP MORE, HOWRAH

ARCHITECT:

SBA SPECTRA Consultants Pvt. Ltd.
DA-170, Salt Lake, Sector-I, Kolkata-700064
Tel: +91-33-23373008, Fax: +91-33-23211251

CONTENT :

TOWER T6A
STILT FLOOR PLAN & TYPICAL FLOOR PLAN

SCALE	1:100	DRG. NO.	SPA/KWIC/SAINC/T6A/01		
DATE	31.07.2019	REV.	DATE	DESCRIPTION	REVISION
DEALT		R1	16.10.20	GEN. REVISION	R-00
CHKD.					

53
(4)

CHECKED
&
VERIFIED

1. This 'Development Permission' is valid for 1 (One) Year from the date of signing by appropriate Authority, KMDA.
2. This 'Development Permission' does not certify/upheld/approve and/or recommend any structural calculation/design/construction details and/or element/s and/or any [illegible] to the sub and/or superstructure and geotechnical [illegible] due to respect of this 'Development' that is being Recommended [illegible]
3. This Development Permission does not [illegible] of 'Sanction' of the project. Sanction, as may be applicable, [illegible] be obtained from appropriate local body after complying relevant rules, regulations and provisions.
4. All legal, ownership, ceiling, conversion and any other Land/Law related matter as may be applicable in the present case is to be chcked and verified by the Local Body/Govt. Dept. Concerned in respect of this 'Development of Land'.
5. Supply of Water, Sewerage, Drainage Solid Waste disposal and Allied Services are to be checked and verified by the Local Body, Govt. Dept. concerned in respect of this 'Development of Land'.
6. This 'Development Permission' is being recommended without any prejudice to/or in contravention of any other Regulatory Authority, as the case may be.

02.12.20.
Assistant Planner
LUPC (EB) / S. P. Unit
K.M.D.A.

2/12/20
Dy. Director of Planning
LUPC (EB) / S. P. Unit
K.M.D.A.

02/12/20
RECOMMENDED

Director-in-charge
Statutory Planning Unit
K.M.D.A.

Structural Drawings, Calculations, Elements and any issue related to structure of the present development is neither checked /verified nor vetted or approved in any manner by KMDA.

SANCTIONED

DEVELOPMENT PERMISSION / SANCTION
VALID UP TO
01/12/2021